APPENDIX A – REFERENCE DRAWINGS

DOCUMENT REVIEW

Review of this document is made for the limited purpose of checking for general conformance with contract documents and does not relieve the Contractor of responsibility for accuracy of details and design.

- [ ] No Comment
- [x] Amend as noted
- [ ] Amend and Resubmit
- [ ] Rejected See Comments

By SHildebrand

Date 2024/07/08

KGS GROUP

This project is design-build. KGS review is for general compliance only.

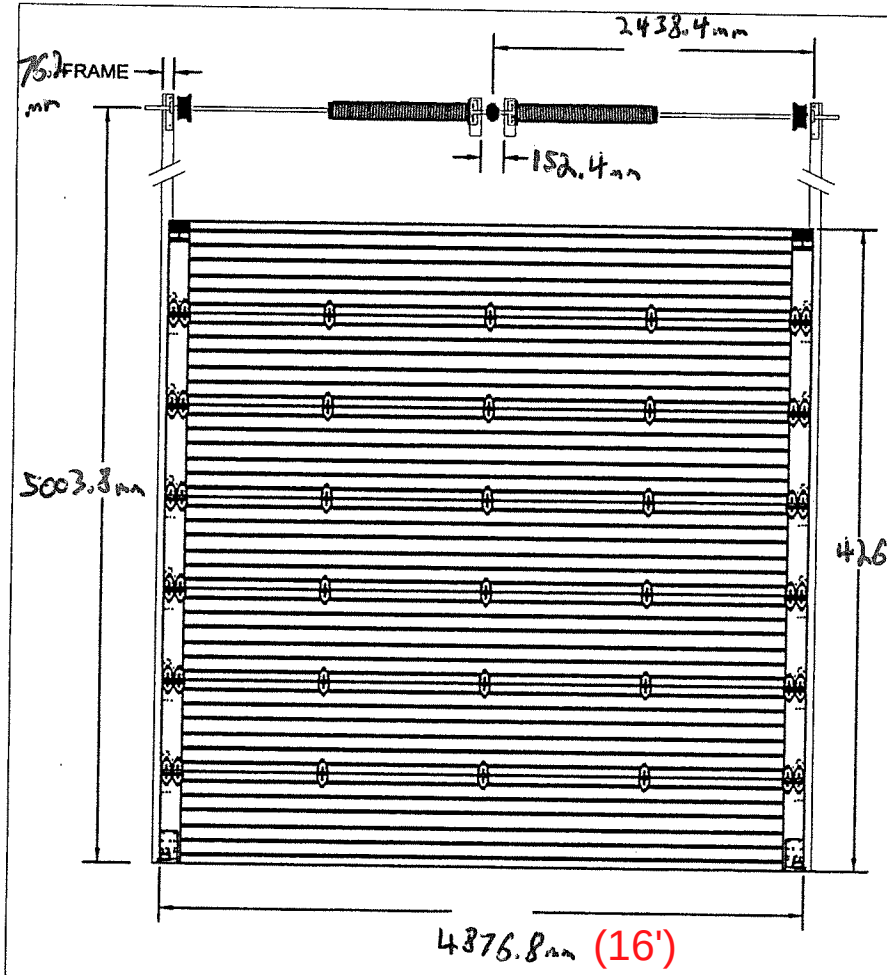

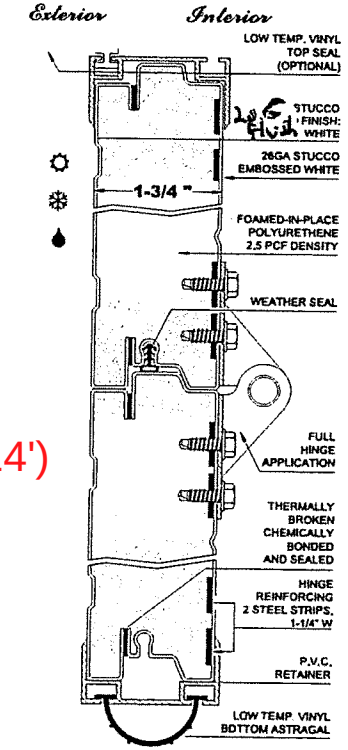

- [ ] 2" TRACK APPLICATION
- [x] 3" TRACK APPLICATION
- [x] STEEL FRAME
- [ ] WOOD FRAME
- [ ] BRACKET MOUNT
- [x] CONTINUOUS ANGLE MOUNT
- [ ] SINGLE ENO STILES/HINGES
- [x] DOUBLE END STILES/HINGES

OPTIONAL EXTRAS:

- [ ] 16GA STRUTS
- [ ] 20GA STRUTS
- [ ] MAN DOOR (see man door spec)
- [ ] BAR LATCH
- [ ] KEYED OUTSIDE HANDLE
- [ ] INTERIOR SIOE LOCK
- [ ] MANUAL OPERATION
- [ ] GEARED CHAIN HOIST WALL MOUNT
- [x] ELECTRIC OPERATOR (BY OTHERS)

- [x] 1" SOLID SHAFT
- [ ] 1-1/4" SOLID SHAFT
- [ ] 1" TUBULAR SHAFT
- [x] COUPLER
- [x] STANDARD CYCLE SPRING
- [ ] 25,000 CYCLE SPRINGS
- [ ] S0,000 CYCLES SPRING
- [ ] 100,000 CYCLES SPRING
- [ ] PUSHER SPRING
- [ ] BUMPER SPRING
- [ ] TRACK GUAROS

- [ ] TOP SEAL VINYL
- [ ] ALUMINUM VINYL WEATHER STRIP
- [ ] EXHAUST PORT

SPRINGS INFO:

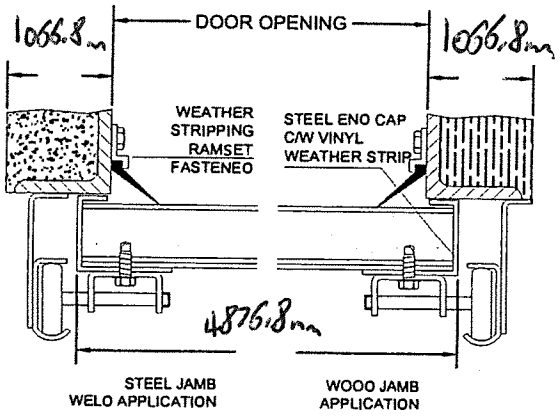

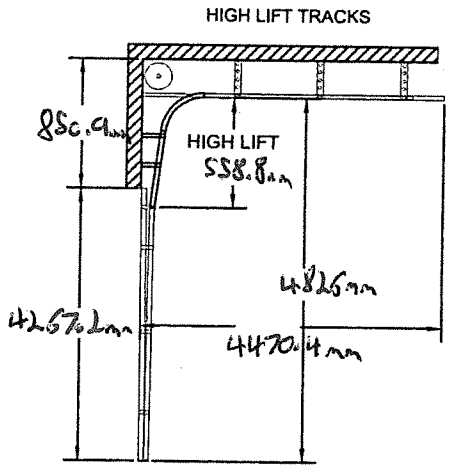

QTY	DOOR OPENING		DOOR SIZE		SECTIONS HIGH
	W	H	W	H	
1	N/A	N/A	4876.8	4267.2	7

WINDOWS	
QTY:	GLAZING SIZE:
GLAZING MATERIAL:	
SECTION GLAZED:	
LOCATION ON SECTION:	

ELECTRIC OPERATOR				SAFETY EDGE
MODEL	HP	VOLT	PH.	
RBH	1	230	1	pneumatic

OPERATOR ACCESORIES	
NAME	QTY

upwardor

TX 450 – 20

DISTRIBUTOR: OPEN DISTRIBUTION COMPANY.

PROJECT NAME:

ARCHITECT:

DRAWN BY: O. OOULAJA

OATE: 20/11/2023

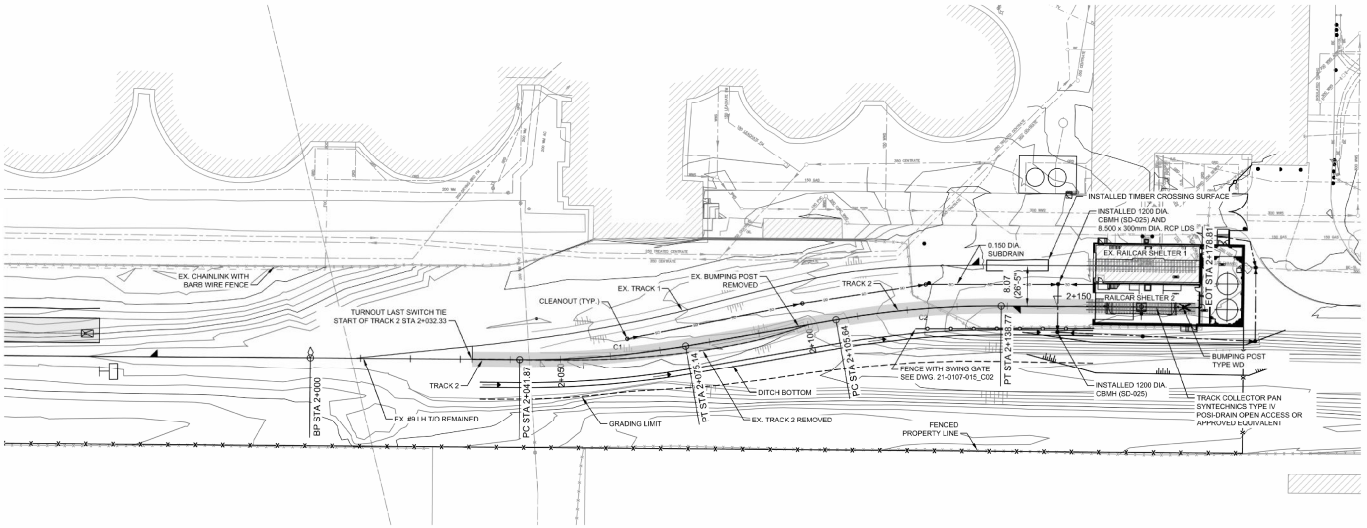

CURVE DATA									
CURVE	DELTA	Dc	RADIUS	LENGTH	TANGENT	EXTERNAL	Ls	SUPER	V (M.P.H)
C1	10°21'30"	9°30'	184.04	33.27	16.681	0.754	0.00	0.00	10
C2	10°18'53"	9°30'	184.04	33.13	16.611	0.748	0.00	0.00	10

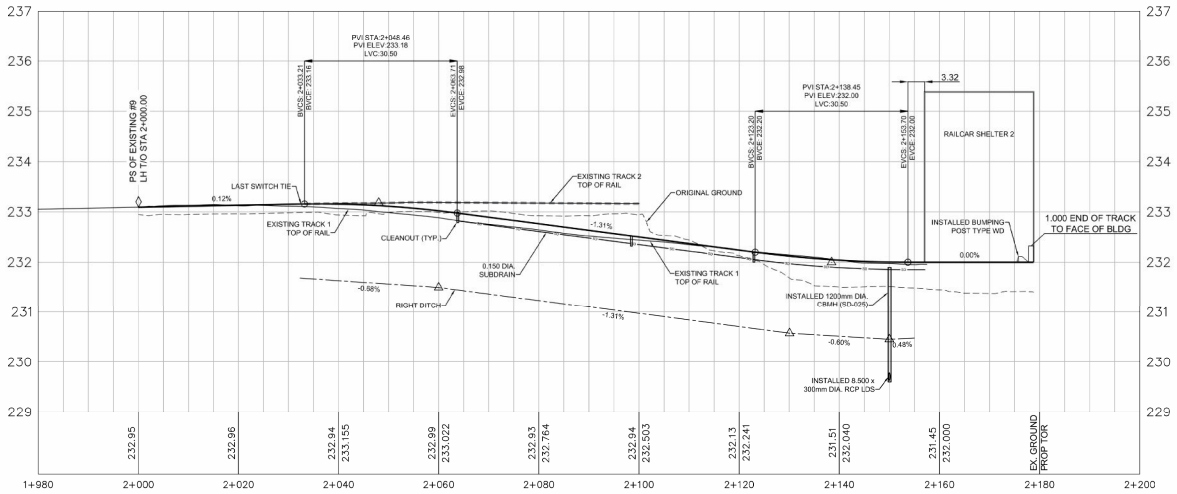

0 10 20 30
Horizontal Scale: 1:500

0 1 2 3
Vertical Scale: 1:50

NO.	DRAWING NUMBER	REFERENCE DRAWING TITLE

REFERENCE DRAWINGS

RECORD DRAWING
BID OPPORTUNITY NO.:197-2022
PROJECT COMPLETION DATE:AUGUST 28 2024
CONTRACTOR:TROTTER AND MORTON INDUSTRIAL CONTRACTING INC.

ENGINEERS GEOSCIENTISTS MANITOBA
Certificate of Authorization
Professional Engineering
No. 4874

B.M.
ELEV.
CONSTRUCTION COMPLETION DATE:

NO.	REVISIONS	DATE	BY
1	ISSUED RECORD DRAWING	2025 04 07	KG
0	ISSUED FOR CONSTRUCTION	2022 05 18	KG

HDR | KGS GROUP

DESIGNED BY	GC	CHECKED BY	LP
DRAWN BY	KG	APPROVED BY	KG
SCALE:	AS SHOWN	RELEASED FOR CONSTRUCTION	
DATE	2024 08 09	DATE	
PLOT DATE:	2025 04 07		

ENGINEER'S SEAL
PROVINCE OF MANITOBA
L.S. PEREIRA
Member
26237
ENGINEERS GEOSCIENTISTS MANITOBA
2025-11-17

CONSULTANT DRAWING NUMBER
10330933-004

BID OPPORTUNITY: 197-2022
CONTRACT NUMBER:

Winnipeg

THE CITY OF WINNIPEG
WATER AND WASTE DEPARTMENT
ENGINEERING DIVISION

NORTH END SEWAGE TREATMENT PLANT (NEWPCC)
INTERIM PHOSPHOROUS REMOVAL

TRACK ADDITION

TRACK PLAN AND PROFILE

CITY DRAWING NUMBER: 1-0101-CGAD-F202-001
SHEET 1 OF 1

FILE PATH: C:\pwworking\canada01\d0363867\
FILE NAME: 1-0101-CGAD-F202-001.dwg

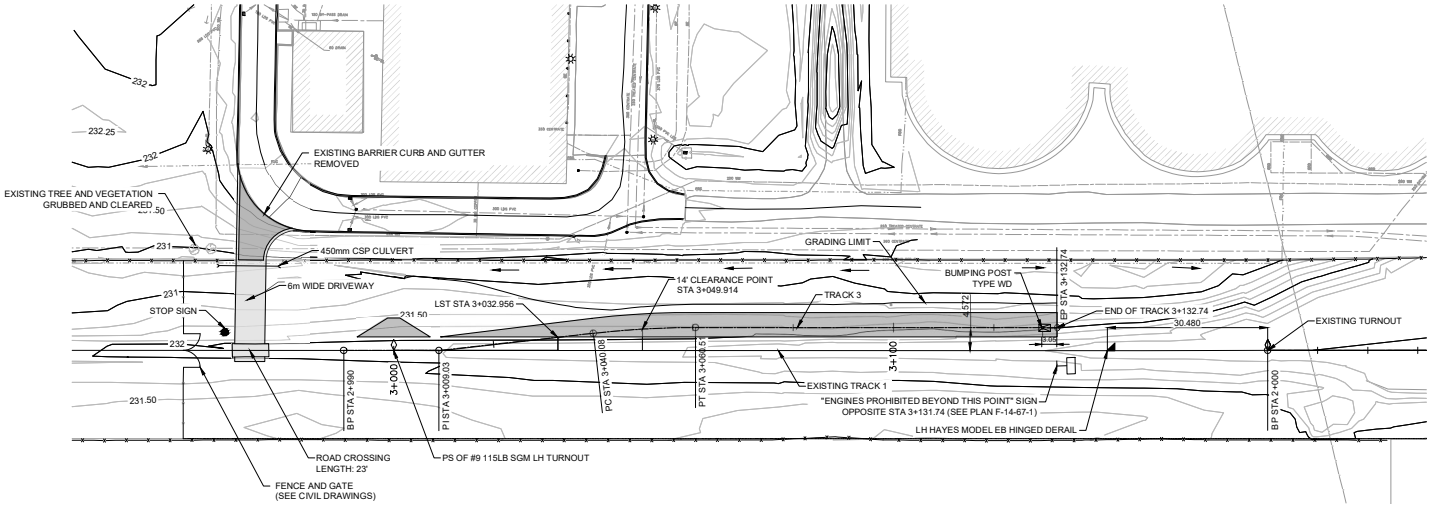

ALIGNMENT DATA TABLE										
NUMBER	START STA	START STA NORTHING	START STA EASTING	DELTA	RADIUS	Dc	LENGTH	END STA	END STA NORTHING	END STA EASTING
L-1	3+000.000	5534969.194	635374.465				9.03	3+009.029	5534965.355	635382.637
L-2	3+009.029	5534965.355	635382.637				31.05	3+040.079	5534955.345	635412.030
C-3	3+040.079	5534955.345	635412.030	6°21'35"	184.040	9°30'00"	20.43	3+060.507	5534947.701	635430.963
L-3	3+060.507	5534947.701	635430.963				72.23	3+132.736	5534916.987	635496.336

CURVE DATA									
CURVE	DELTA	Dc	RADIUS	LENGTH	TANGENT	EXTERNAL	Ls	SUPER	V (M.P.H)
C3	9°21'35"	9°30'	184.04	20.43	10.23	0.284	0.00	0.00	10

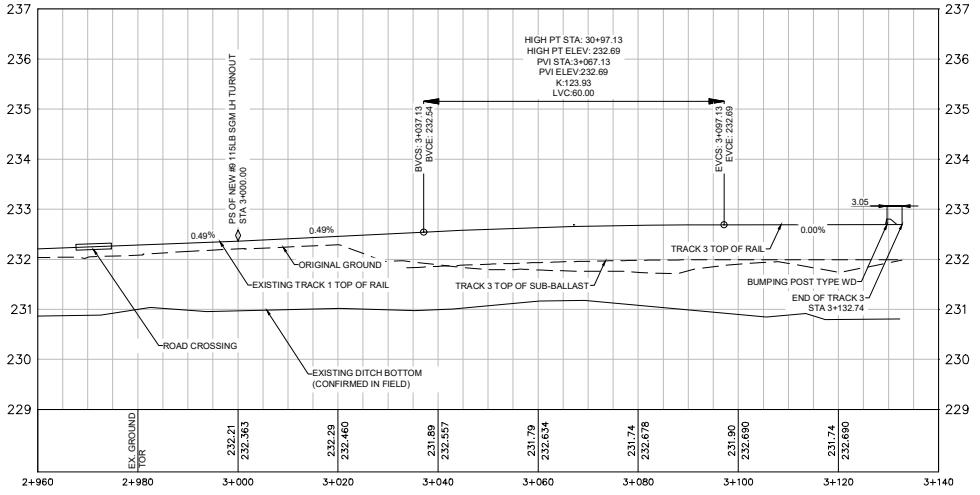

HORIZONTAL 1:50 0 1 2 m
VERTICAL 1:30 0 0.6 1.2 m

NO.	DRAWING NUMBER	REFERENCE DRAWING TITLE
1	1-0101-CGAD-F215-001	NEW TRACKAGE SITE PLAN

REFERENCE DRAWINGS

RECORD DRAWING
BID OPPORTUNITY NO.:197-2022
PROJECT COMPLETION DATE:AUGUST 28 2024
CONTRACTOR:TROTTER AND MORTON INDUSTRIAL CONTRACTING INC.

ENGINEERS GEOSCIENTISTS MANITOBA
Certificate of Authorization
Professional Engineering
No. 4874

B.M. ELEV.
CONSTRUCTION COMPLETION DATE:

NO.	REVISIONS	DATE	BY
2	ISSUED RECORD DRAWING	2025 04 07	KG
1	REVISED DRIVEWAY ACCESS	2023 07 24	KG
0	ISSUED FOR CONSTRUCTION	2022 11 11	KG

HDR KGS GROUP

DESIGNED BY	GC	CHECKED BY	LP
DRAWN BY	ZC	APPROVED BY	KG
SCALE:	AS SHOWN	RELEASED FOR CONSTRUCTION	
DATE	2023 08 09	DATE	
PLOT DATE:	2025 04 07		

ENGINEER'S SEAL
PROVINCE OF MANITOBA L.S. PEREIRA Member 36237 REGISTERED PROFESSIONAL ENGINEER 2025-11-17

CONSULTANT DRAWING NUMBER
10330933-007

BID OPPORTUNITY: 197-2022
CONTRACT NUMBER:

Winnipeg

THE CITY OF WINNIPEG
WATER AND WASTE DEPARTMENT
ENGINEERING DIVISION

NORTH END SEWAGE TREATMENT PLANT (NEWPCC)
INTERIM PHOSPHOROUS REMOVAL

TRACK 3

TRACK PLAN AND PROFILE

CITY DRAWING NUMBER 1-0101-CGAD-F211-001
SHEET 1 OF 1

FILE PATH: C:\pwworking\canada01\d0363867\
FILE NAME: 1-0101-CGAD-F211-001_1.dwg

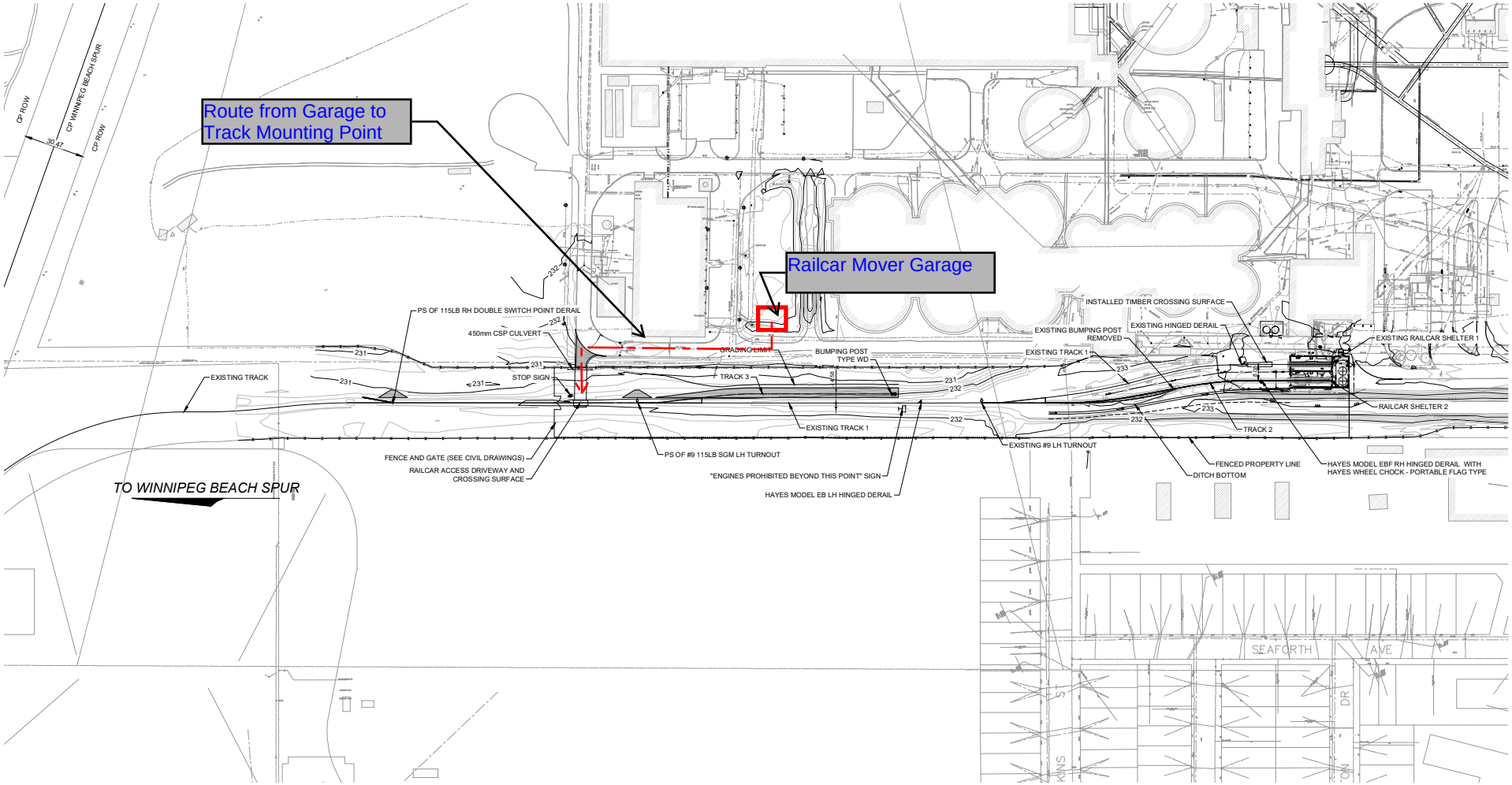

NO.	DRAWING NUMBER	REFERENCE DRAWING TITLE
2	1-0101-CGAD-F217-001	DRIVEWAY PLAN AND PROFILE
1	1-0101-CGAD-F211-001	TRACK PLAN AND PROFILE

REFERENCE DRAWINGS

RECORD DRAWING
BID OPPORTUNITY NO.:197-2022
PROJECT COMPLETION DATE:AUGUST 28 2024
CONTRACTOR:TROTTER AND MORTON INDUSTRIAL CONTRACTING INC.

ENGINEERS GEOSCIENTISTS MANITOBA
Certificate of Authorization
Professional Engineering
No. 4874

B.M.
ELEV.
CONSTRUCTION COMPLETION DATE:

NO.	REVISIONS	DATE	BY
2	ISSUED RECORD DRAWING	2025 04 07	KG
1	REVISED DRIVEWAY ACCESS	2023 07 24	KG
0	ISSUED FOR CONSTRUCTION	2022 11 11	KG

HDR | KGS GROUP

DESIGNED BY	GC	CHECKED BY	LP
DRAWN BY	ZC	APPROVED BY	KG
SCALE:	AS SHOWN	RELEASED FOR CONSTRUCTION	
DATE	2024 08 09	DATE	
PLOT DATE:	2025 04 07		

ENGINEER'S SEAL
PROVINCE OF MANITOBA
L.S. PEREIRA
Member
36237
REGISTERED PROFESSIONAL ENGINEER
2025-11-17

CONSULTANT DRAWING NUMBER
10330933-011

BID OPPORTUNITY: 197-2022
CONTRACT NUMBER:

Winnipeg

THE CITY OF WINNIPEG
WATER AND WASTE DEPARTMENT
ENGINEERING DIVISION

NORTH END SEWAGE TREATMENT PLANT (NEWPCC)
INTERIM PHOSPHOROUS REMOVAL

TRACK 3

NEW TRACKAGE SITE PLAN

CITY DRAWING NUMBER 1-0101-CGAD-F215-001
SHEET 1 OF 1

FILE PATH: C:\pwworking\canada01\d0363867\
FILE NAME: 1-0101-CGAD-F215-001_1.dwg